




Nanolumens





NIXEL SERIES™ OUTDOOR

Curved or flat, outdoor displays transform any environment into an immersive display experience.

- Flat or True Curve™
- 4-9mm Pixel Pitch
- Outdoor
- Customizable
- 100K Lifetime
- TAA Compliant

With limitless customizability and unrivaled performance, the Nixel Series™ gives you the creative freedom to transform any environment with an immersive display experience. Clients with ambitious ideas and complex architectures turn to the Nixel Series when they need to introduce a “Wow!” factor that energizes their space without compromising existing

structures. Whether your project calls for a display surface with convex and concave curves or simply a flat-panel display in a unique shape, the Nixel Series can meet your demands.



Why Nanolumens

At Nanolumens, we’ve set our sights — and our standards — high when it comes to LED and service. We leverage the best of technology to meet everyday needs and enable digital transformation. Our promise to you is an unsurpassed first and lasting experience.

NIXEL™ to Pixel Warranty

Your display is engineered to pass the ultimate test: time. We use high-performing materials like gold wiring to ensure your display is a worthwhile investment. Our Warranty coverage starts pixel one ensuring your display is covered 100% from our Atlanta headquarters.

Benefits

True Curve™ Technology

Seamless and able to produce complex curves and unique shaped designs.

Unlimited Flexibility

Limitless design freedom.

Uncompromising Quality Components

Maximize your ROI with your investment in superior components like gold wiring.

Patented Frame and Skin Topology

Each display is built-to-suit any application desired. Custom right down to the installation.

SPECIFICATIONS: NIXEL SERIES™ (OUTDOOR)

Pixel Pitch	4.7mm	6.3mm	9.5mm
Module Size (W X H) ^[1]	304.8 x 152.4 mm 12.0 x 6.0 in		
Module array per "Full HD"	30x34	40x45	60x48
Nixel™ Resolution	64x32	48x24	32x16
System Depth ^[2]	104 mm / 5.5 in		
Watts/ft ²	70.8 Max / 15 Avg	73.2 Max / 16.8 Avg	
Weight/ft	4.5 kg / 10.2 lbs		
Max Brightness ^[3] (standard)	5200 nits	6500 nits	
Viewing Angle Max	170° horizontal / 178° vertical		
Viewing Angle L50 ^[4]	170° Horizontal 160° Vertical		
Minimum Diameter ^[5]	1829 mm / 72 in		
Serviceability	Front		
Indoor/Outdoor	Outdoor		
Input Voltage (VAC)	110 / 120 / 208 / 220 / 240 VAC - Single Phase		
Output Bit Depth ^[6]	8-bit Standard (16.7 Million) / Up to 10-bit (>1 Billion)		
Lifetime	>100,000 hours		
AWARE™	Enabled Upon Request		
Operating Temperature	Operating: -10 to 50C		

1 Nixel™ footprint, bespoke sheet metal frame adds 1/2" to overall system height and width

2 Nixel Series™ standard system depth is overall depth of frame+skin topology including finish decor/trim

3 Higher brightnesses are possible through additional customization

4 L50 is objective measured angle at which brightness decreases to 50% of max brightness

5 Minimum Diameter is based on standard framework and components – tighter radii may be possible through additional customization

6 Nixel Series™ LED displays process at up to 14 bits per channel internally. Final output bit depth is limited by content source capabilities.

